

SERVICE BULLETIN

HONDA
AUTOMOBILE SERVICE DEPARTMENT

Model 1994 - 95 PRELUDE	Applicable To ALL EXCEPT 'S' MODEL	File Under BODY	Bulletin No. 95-006
			Issue Date JAN 23, 1995

Jingling in the Left Side of the Dashboard

SYMPTOM

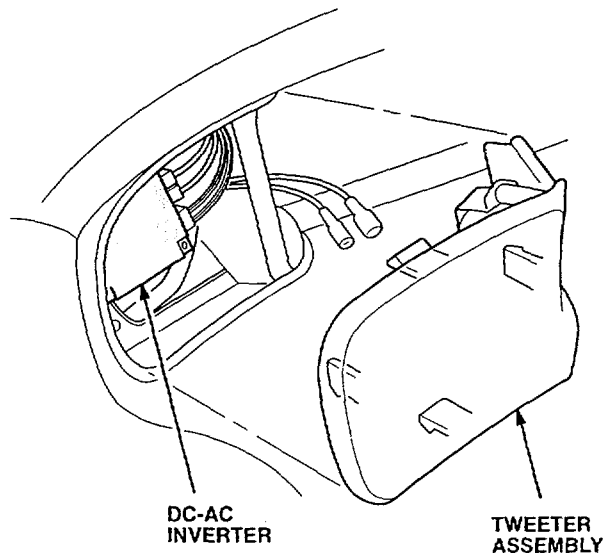
A jingling noise comes from the left dashboard speaker grille when driving on rough roads.

PROBABLE CAUSE

The housing of the DC-AC inverter is loose.

DIAGNOSIS

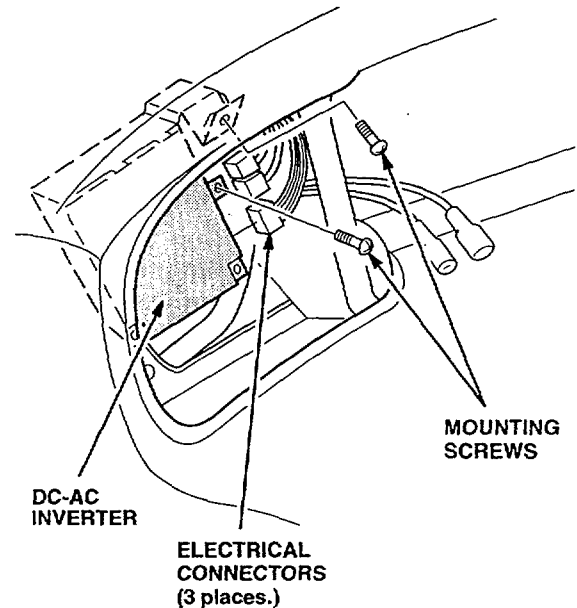
Remove the left tweeter assembly by carefully prying on its edges. Try to reproduce the noise either by tapping on the top of the dashboard with your fist, or by driving the vehicle on a rough road. If you can reproduce the noise, apply pressure to the DC-AC inverter. If the noise disappears, continue with CORRECTIVE ACTION.



CORRECTIVE ACTION

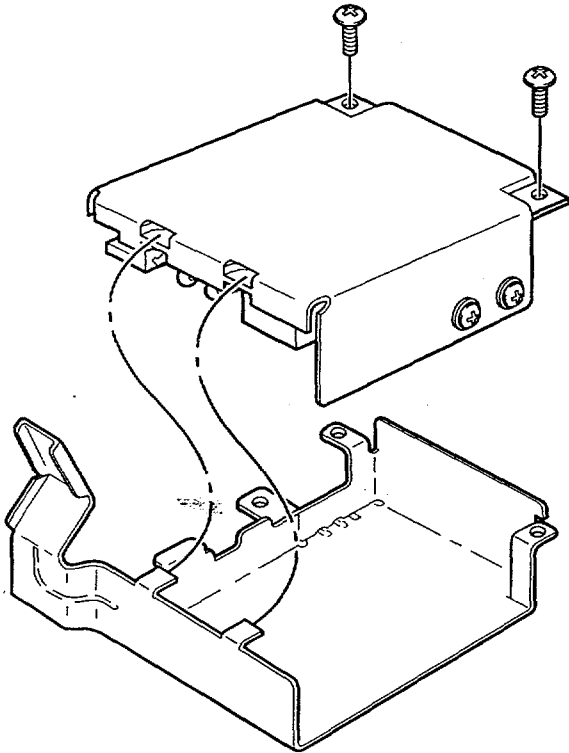
Bend the tabs on the DC-AC inverter housing to eliminate the free play.

1. Remove the two inverter mounting screws and disconnect the three electrical connectors. Remove the inverter from the dashboard.

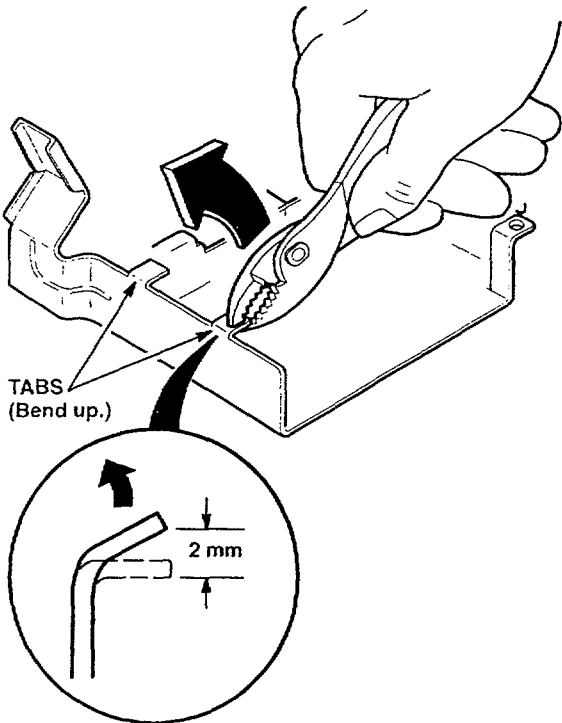


Index # 040886

2. Remove the two screws holding the inverter housing to the cover.



3. Bend the two tabs on the inverter housing up 2 mm.



4. Reassemble the inverter housing and cover. Verify that there is no free play in the housing.
5. Reinstall the inverter in the dashboard. Reconnect the three electrical connectors.
6. Reinstall the tweeter assembly.

WARRANTY CLAIM INFORMATION

In warranty: The normal warranty applies.

Out of warranty: Any repair performed after warranty expiration may be eligible for goodwill consideration by the District Service Manager or your Zone Office. You must request consideration, and get a decision, before starting work.

Operation number: 841301
Flat rate time: 0.3 hour
Failed part: P/N 78170-SS0-A01
H/C 4354635
Defect code: 042
Contention code: B07